



CABINET COLLECTION DECEMBER 2016

SERVICE SELECTION SATISFACTION



CNC Associates is one of the Northeast's largest manufacturers and distributors of kitchen cabinets, countertops, bathroom vanities and vanity tops. CNC Associates maintains a network of qualified sales and service representatives throughout the east coast and beyond. CNC Associates specializes in servicing dealers with all kitchen and bath needs as a ONE STOP SHOP, with a full spectrum of pricing, ranging from low to high end and standard to custom.

Throughout the twenty five years of CNC Associates' existence, we have earned a reputation of excellent craftsmanship, progressive design, and superior service. CNC Associates, a pioneering leader in the industry, represents the ultimate in product diversity and trendsetting designs. CNC Associates offers a comprehensive range of products including framed domestic-style and frameless European-style cabinets, standard post-form and self-edge custom counter tops. CNC Associates has the fundamental experience and production capabilities to fabricate your designs to perfection and produce highly functional products based on your innovative ideas. CNC Associates strongly believes in meeting the goals of our customers and focusing primarily in the accomplishment of them.

CNC Associates looks forward to transforming your visions into reality.



CONCORD

The Concord series is our all-plywood line, which comes with full half inch back panels, complete with solid wood dovetail drawers, enhanced by a soft-close feature and full extension under-mount glides to create a smooth glide. The cabinetry is equipped with $\frac{3}{4}$ " fully adjustable shelves, which provide supreme durability, and six-way adjustable soft close hinges for flexibility. Light-colored wood interiors allow for practicality and ease of maintenance.



COUNTRY

The Country series is constructed from all plywood cabinets and drawers, with the distinctive feature of side-mount, epoxy coated glides. The wall and base cabinets are equipped with $\frac{3}{4}$ " plywood adjustable shelves and four-way adjustable hinges, reinforced for extra durability by a metal clip fastener assembly system.



CLASSIC

The Classic series is composed of $\frac{3}{4}$ " vinyl laminated plywood with a frameless box construction. The solid wood dovetailed drawers are outfitted with full extension, under-mount drawer glides, as well as the soft-close feature. The six-way adjustable soft close hinges, $\frac{3}{4}$ " adjustable plywood shelves, and dowel and glue-clamped assembly construction create a solid, durable framework for your cabinetry.





VB22 - DOVE



VB10 - WHITE



VICTORIA

PANELS	COVED SHAKER	The name speaks for itself. The Victoria line merges both a contemporary clean look with a classic style. The miter door frame is built with a semi pillow effect that sharply bevels down to the center panel, and is also a reversed raised panel, giving it the strength to withstand even the busiest of kitchens. Made of birch, this cabinet is sure to fit into any style and décor, providing the look you desire in any home.
OVERLAY	FULL OVERLAY	
SERIES	CONCORD	
SPECIES	BIRCH	





HB13M - PEARL MOCHA



HB13 - PEARL




HB7 - BORDAEUX



HARMONY

PANELS	RAISED PANELS	Harmony is a full overlay, mitered raised panel Birch door exquisitely accented with an angled interior molding. Available in three finishes inspired by today's interior design experts. A richly crafted door at an affordable price.
OVERLAY	FULL OVERLAY	
SERIES	CONCORD	
SPECIES	BIRCH	





FB7 - BORDEAUX



FB22 - DOVE



FB10 - WHITE



FB13 - PEARL



FASHION

PANELS	SHAKER	This full overlay Shaker inspired birch door comes with a beautiful accent molding wrapped around the flat center panel. The door is built using a reversed raised panel that is very sturdy and very durable. Available in three finish options. A cabinet door at an affordable price.
OVERLAY	FULL OVERLAY	
SERIES	CONCORD	
SPECIES	BIRCH	





AB13C - PEARL CHOCOLATE



AB11 - ESPRESSO



AB13M - PEARL MOCHA



AB13 - PEARL VANILLA




ALEXANDRIA

PANELS	RAISED PANELS	As attractive as it is versatile, the Alexandria door reinterprets classic style by combining the character and craftsmanship of yesterday with the clean, modern styling of today. The mitered styling with its flat center panels will surely create the attractive high-end look for your kitchen that you've always imagined.
OVERLAY	FULL OVERLAY	
SERIES	CONCORD	
SPECIES	BIRCH	







EB10 - WHITE



EB22 - DOVE



EB9 - NUTMEG



EB11 - ESPRESSO



ELEGANT

PANELS	SHAKER	The name says it all. Perfect for either traditional or contemporary décor, Elegant cabinets feature a wide shaker style and full overlay. In addition, the reversed, raised center panel on the doors will add strength and character to your kitchen, providing the charm and elegance you desire.
OVERLAY	FULL OVERLAY	
SERIES	CONCORD	
SPECIES	BIRCH	





C8 - TOFFEE



C8B - TOFFEE GLAZE




BRISTOL

PANELS	RAISED PANEL	With all of the allure of an American classic, the Bristol design remains a symbol of distinction and grace. Bristol cabinetry represents the pinnacle in the fusion of cabinet design and fine wood. This traditional design is enhanced with a raised center panel not just on the doors but on the drawers as well, creating a casual early American feel.
OVERLAY	FULL OVERLAY	
SERIES	CONCORD	
SPECIES	BIRCH	





ML19 - GREYSTONE



ML20 - BROWNSTONE



ML18 - SILVER




ML17 - SAND




MATRIX

PANELS	SLAB	<p>Today's contemporary design trends focus heavily on the depth & colors of real wood. Matrix gives you that richness, but with a longer lifespan.</p> <p>Matrix is available in 4 stocked colors. Bring your modern designs to life with Matrix!</p>
OVERLAY	FULL OVERLAY	
SERIES	CLASSIC	
SPECIES	TEXTURED MELAMINE	






MT14 - WHITE



MT16 - EBONY



MT15 - SLATE



MILANO HIGH GLOSS

PANELS	SLAB	This full overlay contemporary style slab door is very versatile. It comes in a high gloss finish that looks very trendy in a kitchen setting, and it is easy to clean and durable enough for the laundry room. It is available on our award winning Classic frameless box, including plywood sides and a dovetailed soft close drawer, at no additional cost.
OVERLAY	FULL OVERLAY	
SERIES	CLASSIC	
SPECIES	THERMOFOIL	





ST10 - SYDNEY

SYDNEY

PANELS	SLAB	Modern, sleek and clean with a square, flat panel, these white satin cabinets imbue the room with a sense of twenty-first century style and in vogue look. Without the interruption of frames, center stiles, and rails, the Sydney door gives a smart and spacious effect. Including plywood sides and a dovetailed soft close drawer, at no additional cost.
OVERLAY	FULL OVERLAY	
SERIES	CLASSIC	
SPECIES	THERMOFOIL	







C10 - CASCADE

CASCADE


PANELS	RAISED PANELS	This white satin cabinetry brightens any room. Made of thermofoil with a square, raised panel and frameless box, Cascade cabinets infuse a room with a sense of space. Without the interruption of frames, center stiles, and rails, the Cascade door creates a clean, flowing look. Including plywood sides and a dovetailed soft close drawer, at no additional cost.
OVERLAY	FULL OVERLAY	
SERIES	CLASSIC	
SPECIES	THERMOFOIL	







L10 - WHITE




L11 - ESPRESSO

LUXOR

PANELS	SHAKER	The name says it all. Perfect for either traditional or contemporary décor, Luxor cabinets feature a wide shaker style and partial overlay, providing the charm and elegance you desire. In our signature white painted finish.
OVERLAY	PARTIAL OVERLAY	
SERIES	COUNTRY	
SPECIES	BIRCH	







S9 - NUTMEG



S11 - ESPRESSO



S8 - TOFFEE



SIERRA

PANELS	RAISED PANEL	This standard reveal, raised panel, birch door comes in our value priced Country series. You now have three finishes to choose from, Toffee, Nutmeg or Espresso. The Espresso finish is a beautiful rich dark brown finish inspired by todays furniture industry. Another expensive looking finish at an affordable price.
OVERLAY	PARTIAL OVERLAY	
SERIES	COUNTRY	
SPECIES	BIRCH	





C4 - OAK



COUNTRY OAK

PANELS	RAISED PANEL	This solid oak cabinet combines traditional style with lasting quality. A practical light wood finish coats the interior of the cabinets, while the exterior is tinted a warm, honey color. The Country Oak series offers durability that will make them a lasting fixture in your home while imbuing any room with charm.
OVERLAY	PARTIAL OVERLAY	
SERIES	COUNTRY	
SPECIES	OAK	




POST FORM COUNTERTOPS

CNC Associates offers a full range of post form countertops in a multitude of colors. With our state-of-the-art production plant, CNC Associates can fulfill all your needs. We produce both large and small quantity orders with quick turnaround at the most competitive prices.


see available stock colors >





1573-60

WHITE




D30-60

ALMOND




204-58

BUTCHER
BLOCK MAPLE




4550-01

GRANITE




4551-01

BLACKSTAR
GRANITE




4762-60

MYSTIQUE
DAWN




4580-07

MESA
GOLD




4724-52

MILANO
AMBER




4166-60

PAMPAS




4836-38

VILLA ROCA




7732-58

BUTTERUM
GRANITE




CRESCENT

A high quality profile countertop edged with a 90 degree radius on its front edge. Crescent is one of our most popular post form countertop designs and can be easily installed in today's economical homes.



MERCURY

A rounded, modern-looking countertop with a 1/2" radius on both the top and bottom of its front edge. The neat look of this classic top will complement the appearance of any kitchen.



PLUTO

A very durable countertop, finished with a 90 degree front edge. The raised front edge with an additional no drip bump conveniently prevents spillage. Pluto is made with water resistant plywood that will protect your countertop for years to come.

SELF EDGE COUNTERTOPS

CNC Associates has the resources to produce custom self edge countertops in our extensive manufacturing facility. With customization options such as wood edge and bevel treatment, radius corners and template countertops, and many more options, we can satisfy all of your innovative kitchen designs. CNC Associates' custom self-edge countertops are available in an incredible spectrum of laminate colors and are produced with the most efficient turnaround possible, while still maintaining competitive prices.

All color options are available for custom tops through the following brands:



Additional
Edge Options:



Beveled

Cascade

Cresedge





PERSONALIZE YOUR DESIGN

Our many design options allow you to choose your own accessories for a unique, customized look. You can double and triple stack crown moldings to create a distinctive ornamentation, try organizing your kitchen with unique cabinet storage and wire racking, or utilize glass doors with wine and plate racks to add diversity and definition. With options to bring out your personal style, and offering the fastest turnaround possible at competitive pricing, CNC Associates is the clear choice for your home design needs.





THE BEAUTY OF NATURAL WOOD





FIVE YEAR LIMITED WARRANTY

CNC Associates Inc. warrants to the original purchaser that all Concord, Country and Classic Collection Cabinetry will be free from defects in material and workmanship under normal use for five years from the time of purchase.

During this period of time, CNC Associates Inc. will repair or replace at our option, any cabinet or component that proves to be defective in material and workmanship under proper installation and normal use. This warranty does not apply to any damage that has occurred due to normal wear, accident, misuse, or improper handling of the cabinetry. Cabinetry that is stored or placed in humid environment will not be covered under this warranty. This warranty does not apply to cabinetry that has been altered, modified, improperly installed or serviced by any unauthorized service agency. This warranty is limited to the replacement of defective parts only and does not include service, labor, or transportation charges related to the removal or installation of the defective or replacement parts. This warranty does not apply to any products used in conjunction with the cabinetry, such as counter tops, appliances, or plumbing fixtures. Repair or replacement are subject to the current product offerings of styles and construction of CNC Associates Inc. at that time. If a warranty claim is filed after a product becomes unavailable, CNC Associates Inc. will replace that part with a part of the same or similar style based on availability. No dealer, agent, contractor, or installer has any right to change or extend the above warranty.

These warranty statements only, are the expressed warranties extended by CNC Associates Inc. In lieu of any other warranties, this warranty shall constitute the entire liability of CNC Associates Inc. All styles, finishes, hardware and specifications are also subject to change without prior notice.

*CNC Associates Inc. is not responsible for any typographical or illustrational errors in this catalog.



CABINETS AT YOUR FINGERTIPS

The background image shows a bright, modern kitchen with white cabinetry and a dark countertop. A person is visible working at the counter. The kitchen features a large window, a potted plant, and various kitchen items on the counter.